

➤ EBAii Assemblage & Annotation

Part 2: construction and analysis of a prokaryotic genomic dataset

H. Chiapello & V. Loux



Helene.chiapello@inrae.fr

<https://orcid.org/0000-0001-5102-0632>

Valentin.loux@inrae.fr

<https://orcid.org/0000-0002-8268-915X>



➤ 2. Construction and analysis of prokaryotic genomic dataset

Outline

> 2.1 Constructing a genome dataset

> 2.2 Analyzing the genome dataset

> 2.3 Comparing and dereplicating the dataset

Many slides from the “*Bioinformatique par la pratique*” migale training cycle
“Comparison of microbial genomes” module

<https://migale.inrae.fr/trainings>



Hélène Chiapello
Training



Valentin Loux
Technical coordinator

Dataset construction

Dataset building

- Genomes of interest could be
 - already published and available at public databanks (ENA, NCBI, ...)
 - **private**, not yet published.
- At least, we need :
 - [as much as possible] complete genome assemblies (contigs / scaffolds in fasta format)
 - Syntactic and functional annotation
 - Genbank or GFF format
- For private genomes, you could/should use Prokka [*See module 9*]
- It's always better if annotation is homogeneous

Quick reminder on format

FASTA format

The FASTA format is used to represent sequence information. The format is very simple:

- A `>` symbol on the FASTA header line indicates a fasta record start.
- A string of letters called the sequence id may follow the `>` symbol.
- The header line may contain an arbitrary amount of text (including spaces) on the same line.
- Subsequent lines contain the sequence.

Example

```
>foo
ATGCC
>bar other optional text could go here
CCGTA
>bidou
ACTGCAGT
TTCGN
>repeatmasker
ATGTGTcggggggATTTT
>prot2; my_favourite_prot
MTSRRSVKSGPREVPRDEYEDLYYTPSSGMASP
```

Genbank Format

The Genbank format is used to represent sequence **and** annotation information together.

- The start of the annotation section is marked by a line beginning with the word “**LOCUS**”.
- Features (CDS, genes) are annotated with their position, strand and qualifiers that contains the n annotation.
- The start of sequence section is marked by a line beginning with the word “**ORIGIN**” and the end of the section is marked by a line with only “//”.
- NCBI, ENA (European Nucleotide Archive) et DDBJ (Japan) entries are synchronized each day.
- Those three banks agree on **the list of feature / qualifier that one can use to annotate sequence**.

Genbank entry example

```
LOCUS      SCU49845      5028 bp      DNA                PLN                21-JUN-1999
DEFINITION Saccharomyces cerevisiae partial genes.
ACCESSION  U49845
VERSION   U49845.1  GI:1293613
KEYWORDS   .
SOURCE    Saccharomyces cerevisiae (baker's yeast)
  ORGANISM Saccharomyces cerevisiae
            Eukaryota; Fungi; Ascomycota; Saccharomycotina; Saccharomycetes;
            Saccharomycetales; Saccharomycetaceae; Saccharomyces.
REFERENCE  1 (bases 1 to 5028)
  AUTHORS  Torpey,L.E., Gibbs,P.E., Nelson,J. and Lawrence,C.W.
  TITLE    Cloning and sequence of REV7, a gene whose function is required for
            DNA damage-induced mutagenesis in Saccharomyces cerevisiae
  JOURNAL  Yeast 10 (11), 1503-1509 (1994)
  PUBMED   7871890
FEATURES   Location/Qualifiers
     source          1..5028
                    /organism="Saccharomyces cerevisiae"
                    /db_xref="taxon:4932"
                    /chromosome="IX"
                    /map="9"
     CDS             <1..206
                    /codon_start=3
                    /product="TCP1-beta"
                    /protein_id="AAA98665.1"
                    /db_xref="GI:1293614"
                    /translation="SSIIYNGISTSGLDLNNGTIADMRQLGIVESYKLRVAVSSASEA
```


GFF format

The **General Feature Format** contains annotation and (optionally) sequence. It consists of one line per feature, each containing 9 columns of data, plus optional track definition line.

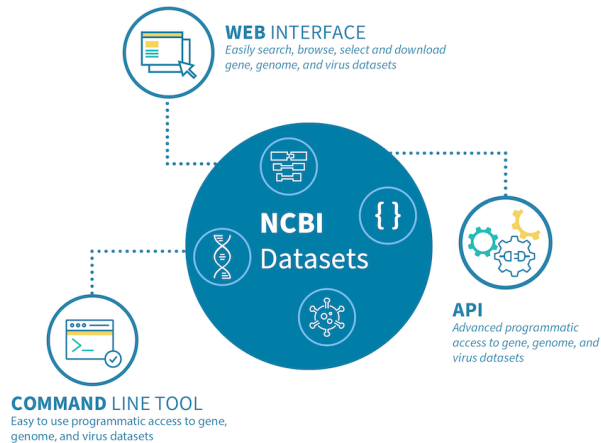
```
##gff-version 3
##sequence-region NZ_LHTK01000001 1 688985
# organism Salmonella enterica subsp. arizonae serovar 62:z36:- str. 5335/86
# date 17-JAN-2020
NZ_LHTK01000001    GenBank    contig     1      688985    .      +      1      ID=NZ_LHTK01000001;Dbxref=BioP
NZ_LHTK01000001    GenBank    pseudogene 1      1014     .      -      1      ID=LFZ49_RS22320.pseudogene;
NZ_LHTK01000001    GenBank    gene       1011    1634     .      -      1      ID=LFZ49_RS00010;Name=LFZ49_RS0
NZ_LHTK01000001    GenBank    mRNA       1011    1634     .      -      1      ID=LFZ49_RS00010.t01;Parent=LFZ
```

Practical : public genomes

How to filter and download publicly available genomes ?

- list all publicly available genomes with
 - metadata
 - quality metrics (size, completeness,...)
- filter according to above criteria
- download genomes in various formats

A solution : NCBI Datasets



NCBI Datasets components

NCBI Datasets is a new resource that lets you easily gather data from across NCBI databases. You have the choice of getting the data through three interfaces:

- NCBI Datasets website
- Command-line tools
- API (Application programming Interface)

NCBI Datasets delivers data and metadata as a **cohesive data package** contained in a zip archive. *i.e.*, for an assembly : sequences, annotation (CDS, transcripts, genome...) and metadata.

Source for genome assemblies

- A **GenBank** (GCA) genome assembly contains assembled genome sequences submitted by investigators to GenBank or another member of the International Nucleotide Sequence Database Collaboration (INSDC)
- A **RefSeq** (GCF) genome assembly represents an NCBI-derived copy of a submitted GenBank (GCA) assembly. In the majority of cases, the annotation is generated by the NCBI prokaryotic or eukaryotic genome annotation pipelines

Also known as	GCA_ GenBank assembly	GCF_ RefSeq assembly
Submitter-owned assembly archive	✓	✗
NCBI-maintained assembly copy	✗	✓
Always includes annotation	✗	✓
NCBI may add sequences (e.g. mitochondrial genomes)	✗	✓
NCBI may remove sequences (e.g. contamination)	✓*	✓

* following submitter request or agreement

NCBI Datasets website genome sources

Source : [Dataset documentation](#)

NCBI Datasets : Datasets Genome Table

The screenshot shows the NCBI Datasets Genome page. The top section is titled "Genome" and includes a search bar with "Aves (birds)" and "Apidae (bees)" entered. Below the search bar are filters for "RefSeq annotation" (2020-2022) and "STATUS" (Reference genomes, Annotated genomes, Annotated by NCBI RefSeq, Annotated by GenBank submitter, Exclude atypical genomes). A "Filter results" button is visible. The "ASSEMBLY LEVEL" and "YEAR RELEASED" sliders are also present. A "More accurate genome counts" section shows "40 genomes" selected. Below this is a table with columns: Assembly, Scientific name, Modifier, Annotation, Size (Mb), Level, Year, and Action. The table lists three entries: ZJU1.0 (reference) for Anas platyrhynchos, ASM1406632v1 (reference) for Apis laboriosa, and bAquiChr1.4 (reference) for Aquila chrysaetos chrysaetos. The "Annotation" column for the first two entries is highlighted with a red box and labeled "Easily find NCBI annotation".

Assembly	Scientific name	Modifier	Annotation	Size (Mb)	Level	Year	Action
<input checked="" type="checkbox"/>	ZJU1.0 (reference)	Anas platyrhynchos mallard	Pekin duck island	1,189	Chromosome	2020	NCBI RefSeq
<input checked="" type="checkbox"/>	ASM1406632v1 (reference)	Apis laboriosa Himalayan honeybee	Shangri-la isolate	226.1	Scaffold	2020	NCBI RefSeq
<input type="checkbox"/>	bAquiChr1.4 (reference)	Aquila chrysaetos chrysaetos		1,234	Chromosome	2021	NCBI RefSeq

The bottom section is titled "Metagenomes" and includes a search bar with "Human gut metagenome" entered. Below the search bar are filters and a "Find metagenomes" button. The "Download" section shows "1,092 genomes" and "3 selected". Below this is a table with columns: Assembly, Scientific name, Size (Mb), Level, Year, Submitter, BioProject, and Action. The table lists three entries: ASM20576v1 for human gut metagenome, ASM20578v1 for human gut metagenome, and ASM20792v1 for human gut metagenome. The "Scientific name" column for the first two entries is highlighted with a red box and labeled "Find metagenomes".

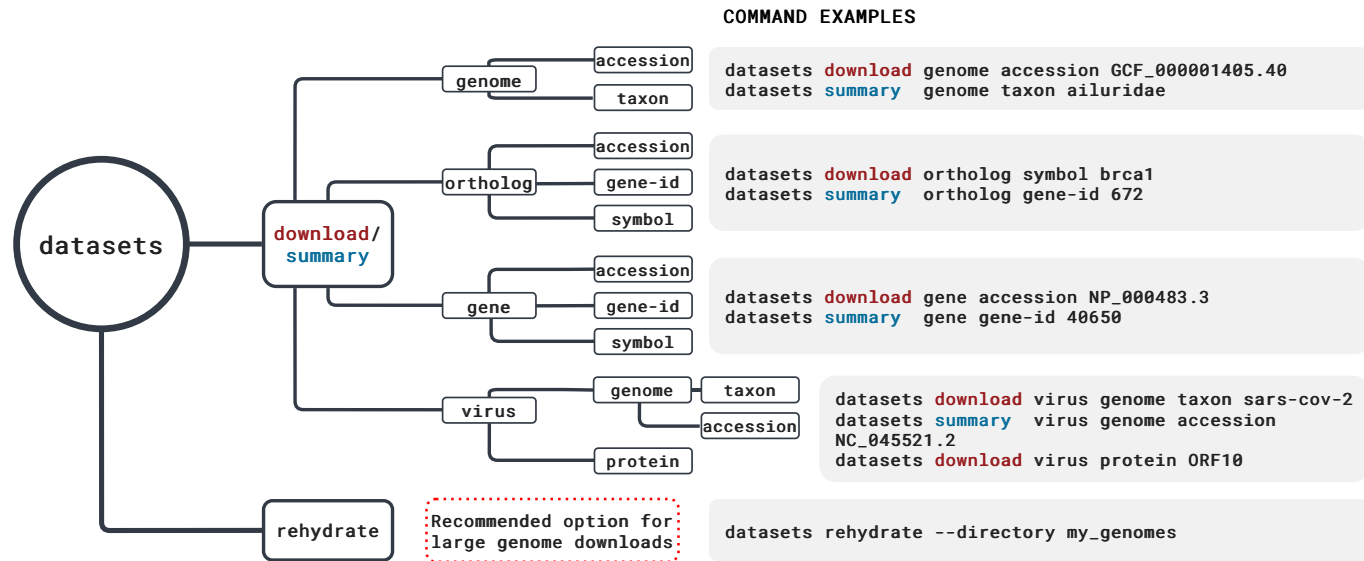
Assembly	Scientific name	Size (Mb)	Level	Year	Submitter	BioProject	Action
<input checked="" type="checkbox"/>	ASM20576v1	53.71	Contig	2010	Washington University	PRJNA43253	Download
<input checked="" type="checkbox"/>	ASM20578v1	89.42	Contig	2010	Washington University	PRJNA43253	View details
<input checked="" type="checkbox"/>	ASM20792v1	43.47	Scaffold	2007	The University of Tokyo		Download

NCBI Datasets Genome Page

Genome Table | | Figure Source

- Find **all current genomes**, including metagenomes
- View **multiple taxa** such as birds and bees, or polyphyletic groups like fish
- Easily find genomes with **NCBI RefSeq** annotations
- Get more accurate genome counts, since **each row now represents a single genome with GenBank and RefSeq accessions** for that genome in the same row
- **Customize your downloads** to include either GenBank or RefSeq files, or both
- Download **tables** or **data packages**

NCBI Datasets : Command Line

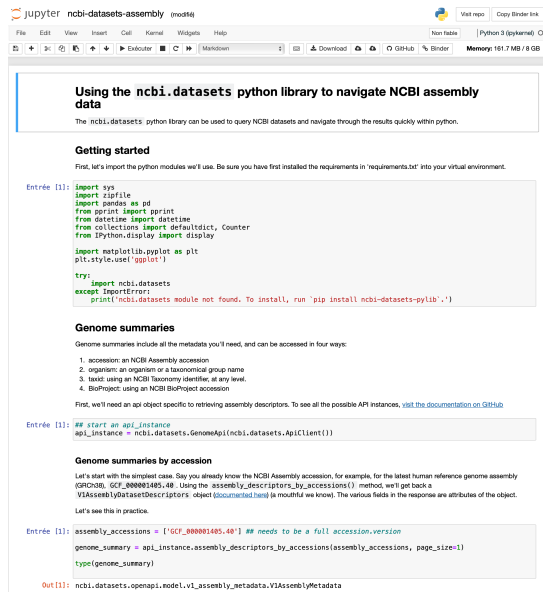


NCBI Datasets Command Line

genome options :

- summary according to *accession* or *taxid*
- filter according to quality criteria & metadata
- donwload packages (or rehydrate) in various formats

NCBI Datasets : Application Programmatic Interface



```
Entrée [1]: import sys
import urllib
import pandas as pd
from pprint import pprint
from datetime import datetime
from collections import defaultdict, Counter
from IPython.display import display

import matplotlib.pyplot as plt
plt.style.use('ggplot')

try:
    import ncbi.datasets
except ImportError:
    print('ncbi.datasets module not found. To install, run 'pip install ncbi-datasets-pylib'.')
```

Genome summaries

Genome summaries include all the metadata you'll need, and can be accessed in four ways:

1. accession: an NCBI Assembly accession
2. organism: an organism or a taxonomic group name
3. taxid: using an NCBI Taxonomy identifier, at any level.
4. BioProject: using an NCBI BioProject accession

First, we'll need an api object specific to retrieving assembly descriptors. To see all the possible API instances, [visit the documentation on GitHub](#)

```
Entrée [1]: # start an api instance
api_instance = ncbi.datasets.GenomeApi(ncbi.datasets.ApiClient())
```

Genome summaries by accession

Let's start with the simplest case. Say you already know the NCBI Assembly accession, for example, for the latest human reference genome assembly (GRCh38). `CCF_000001485.48`. Using the `assembly_descriptors_by_accessions()` method, we'll get back a `VDataset[VDatasetDescriptors]` object ([documentation here](#)) (a mouthful we know). The various fields in the response are attributes of the object. Let's see this in practice.

```
Entrée [1]: assembly_accessions = ['CCF_000001485.48'] # needs to be a full accession.version
genome_summary = api_instance.assembly_descriptors_by_accessions(assembly_accessions, page_size=1)
type(genome_summary)
```

```
Out [1]: ncbi.datasets.openapi.model.v1_assembly_metadata.V1AssemblyMetadata
```

NCBI Datasets Python API

Jupyter Notebook

NCBI Datasets : Galaxy Integration

Tools

search tools

Upload Data

Get Data

NCBI Datasets Genomes download genome sequence, annotation and metadata

Download and Generate Pileup Format from NCBI SRA

Faster Download and Extract Reads in FASTQ format from NCBI SRA

Download and Extract Reads in FASTA/Q format from NCBI SRA

Download and Extract Reads in BAM format from NCBI SRA

Get species occurrences data from GBIF, ALA, INAT and others

NCBI Accession Download Download sequences from GenBank/RefSeq by accession through the NCBI ENTREZ API

BARIC Archive Toulouse

BARIC Archive Rennes

Upload File from your computer

UCSC Main table browser

UCSC Archaea table browser

EBI SRA ENA SRA

modENCODE fly server

InterMine server

Flymine server

modENCODE modMine server

MouseMine server

Ratmine server

YeastMine server

modENCODE worm server

WormBase server

ZebrafishMine server

EuPathDB server

HbVar Human Hemoglobin Variants and Thalassemiae

NCBI Datasets Genomes download genome sequence, annotation and metadata (Galaxy Version 13.35.0+galaxy0)

Query

Choose how to find genomes to download

Download by NCBI assembly or BioProject accession

Enter accession or read from file ?

Enter accessions

Enter space separated list of accessions

Can be NCBI Assembly or BioProject accession

Filters and Limit

Limit to reference and representative (GCF_ and GCA_) assemblies

No
(--reference)

No
(--annotated)

Restrict assemblies to a comma-separated list of one or more of these

Select/Unselect all

(--assembly-level)

assembly_source

Nothing selected

(--assembly-source)

Limit chromosomes to a comma-delimited list of chromosomes

(--chromosomes)

Only include genomes that have been released before a specified date (MM/DD/YYYY)

(--released-before)

Only include genomes that have been released since a specified date (MM/DD/YYYY)

(--released-since)

Add search terms

+ Insert Add search terms

File Choices

Exclude genomic sequence file

No
(--exclude-seq)

Exclude gff3 annotation file

No
(--exclude-gff3)

Exclude cds from genomic sequence file

No
(--exclude-genomic-cds)

Exclude protein sequence file

No
(--exclude-protein)

Exclude transcript sequence file

No
(--exclude-rna)

Include GenBank flat file sequence and annotation, if available

No
(--include-gbff)

Include gtf annotation file, if available

No
(--include-gtf)

Uncompress the dataset archive

Yes

Email notification

No

Send an email notification when the job completes.

Execute

A wrapper of the command line tool

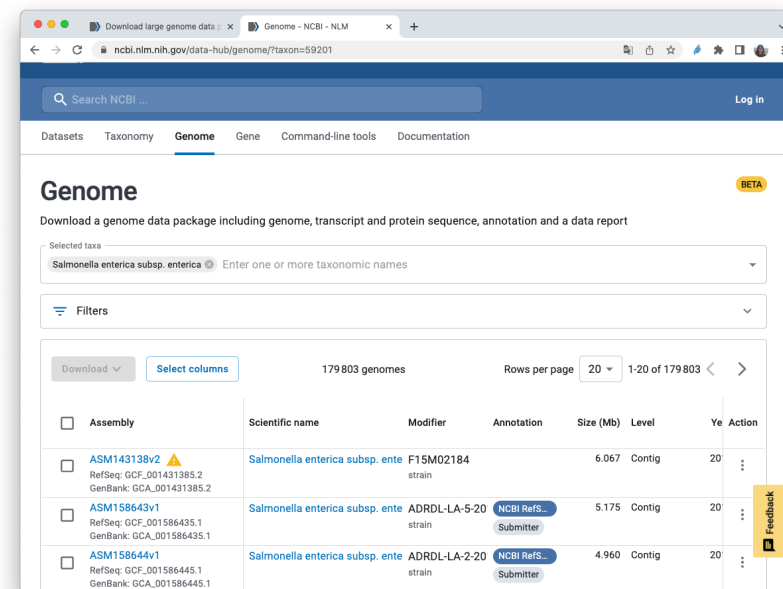
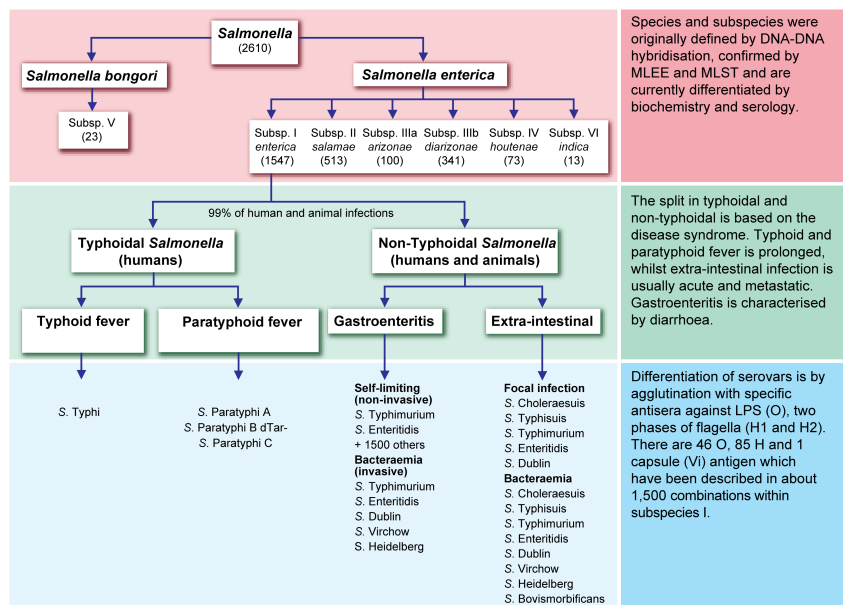
Parameters to define packages files

NCBI Datasets : Galaxy Integration

- A few caveats of the wrapper :
 - Some (not so easy) errors when select / filter fails
 - Impossible to just download a list of genomes as a file and "rehydrate" it after
- What recommend to :
 - use the NCBI dataset genome page to browse / filter a list of genomes of interest
 - download the list as a `tsv` file
 - feed NCBI dataset with the list to download the genomes in diverse formats

The training datasets

We will work on 3 datasets of public *Salmonella* genomes



179.803 salmonella enterica enterica public assemblies at NCBI!!

The training datasets

We will work on 3 datasets of public *Salmonella* genomes

- dataset 1: list all *Salmonella enterica subsp. enterica* assemblies using their *taxon id* and *assembly level (Chromosome)*
- dataset 2: list all the *Salmonella bongori* assemblies to choose and download the best outgroup of a salmonella enterica dataset from their *taxon id*
- dataset 3: download 16 *Salmonella enterica* public assemblies (2 sub-species, 4 serotypes) from their *accession numbers*

Use case 1 : Taxonomy browser

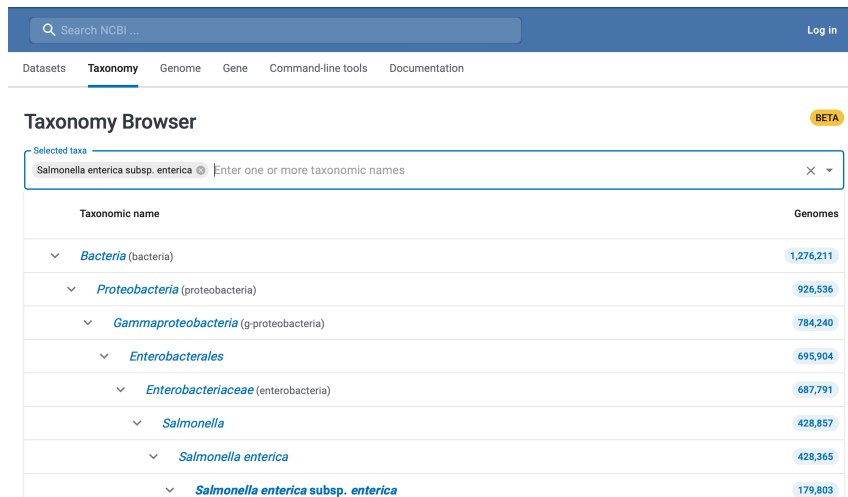
List all *Salmonella enterica subsp. enterica* assemblies using their *taxon id* and *assembly level (Chromosome)*

The screenshot shows the NCBI Taxonomy Browser interface. At the top, there is a search bar with the text "Search NCBI ..." and a "Log in" button. Below the search bar is a navigation menu with links for "Datasets", "Taxonomy", "Genome", "Gene", "Command-line tools", and "Documentation". The "Taxonomy" link is highlighted. The main heading is "Taxonomy Browser" with a "BETA" badge. Below the heading is a "Selected taxa" section with a search input containing "Salmonella enterica subsp. enterica" and a "Enter one or more taxonomic names" prompt. The main content is a table with two columns: "Taxonomic name" and "Genomes". The table lists taxonomic levels from "Bacteria" down to "Salmonella enterica subsp. enterica".

Taxonomic name	Genomes
▼ Bacteria (bacteria)	1,276,211
▼ Proteobacteria (proteobacteria)	926,536
▼ Gammaproteobacteria (g-proteobacteria)	784,240
▼ Enterobacteriales	695,904
▼ Enterobacteriaceae (enterobacteria)	687,791
▼ Salmonella	428,857
▼ Salmonella enterica	428,365
▼ Salmonella enterica subsp. enterica	179,803

Use case 1 : genome table

List all *Salmonella enterica subsp. enterica* assemblies using their *taxon id* and *assembly level (Chromosome)*



The screenshot shows the NCBI Taxonomy Browser interface. At the top, there is a search bar with the text "Search NCBI..." and a "Log in" button. Below the search bar, there are navigation tabs: "Datasets", "Taxonomy" (which is selected), "Genome", "Gene", "Command-line tools", and "Documentation". The main content area is titled "Taxonomy Browser" and includes a "Selected taxa" input field containing "Salmonella enterica subsp. enterica". Below this is a table with two columns: "Taxonomic name" and "Genomes". The table lists the following taxonomic levels and their corresponding genome counts:

Taxonomic name	Genomes
Bacteria (bacteria)	1,276,211
Proteobacteria (proteobacteria)	926,536
Gammaproteobacteria (g-proteobacteria)	784,240
Enterobacterales	695,904
Enterobacteriaceae (enterobacteria)	687,791
Salmonella	428,857
Salmonella enterica	428,365
Salmonella enterica subsp. enterica	179,803

Notice :

- Filter parameters
- Select columns button
- Download button (table or package)

Use case 2 : genome table

List all the *Salmonella bongori* assemblies to choose and download the best outgroup of a salmonella enterica dataset from their *taxon id*

The screenshot shows the NCBI Genome database interface. At the top, it says "Genome" and "Download a genome data package including genome, transcript and protein sequence, annotation and a data report". The selected taxon is "Salmonella bongori". The filters section shows "complete_genome" and "Reference" selected. The status section has "Reference genomes" checked. The search bar is empty. The assembly level is set to "complete". The year released range is from 1980 to 2022. Below the filters, there is a table with one row of data:

Assembly	Scientific name	Modifier	Annotation	Size (Mb)	Level	Year	WGS acc	Action
<input checked="" type="checkbox"/> ASM43925v1 RefSeq: GCF_000439255.1 GenBank: GCA_000439255.1	Salmonella bongori N268-08	N268-08 strain	NCBI RefSeq Submitter	4,774	Complete	2013		

Notice :

- Filter parameters :
 - "reference genome"
 - annotated by RefSeq
- Refseq accession for Galaxy

Use case 2 : Galaxy dataset

- **List all** the *Salmonella bongori* assemblies using their species name or taxon id
- **Choose and Download** the best genome for being an outgroup of a *Salmonella enterica* dataset

Training dataset 3: 16 *S. enterica* public genomes (part 1)

Assembly_accession	Subspecies	Serotype	Strain	assembly_level
GCF_001951465.1	arizonae	18:z4,z23	CVM N27	Scaffold
GCF_001448925.1	arizonae	62:z36	5335/86	Contig
GCF_000756465.1	arizonae	62:z36	RKS2983	Complete Genome
GCF_000018625.1	arizonae	62:z4	z23	Complete Genome
GCF_000983595.1	enterica	ParatyphiA	na	Scaffold
GCF_000026565.1	enterica	ParatyphiA	AKU_12601	Complete Genome
GCF_000011885.1	enterica	ParatyphiA	ATCC 9150	Complete Genome
GCF_000484015.1	enterica	ParatyphiB	SARA61	Contig

Training dataset 3: 16 *S. enterica* public genomes (part 2)

Assembly_accession	Subspecies	Serotype	Strain	assembly_level
GCF_001951465.1	arizonae	18:z4,z23	CVM N27	Scaffold
GCF_900002585.1	enterica	Typhi	na	Scaffold
GCF_000256015.1	enterica	Typhi	BL196	Contig
GCF_000195995.1	enterica	Typhi	CT18	Complete Genome
GCF_000007545.1	enterica	Typhi	Ty2	Complete Genome
GCF_001120665.1	enterica	Typhimurium	DT104	Scaffold
GCF_000006945.2	enterica	Typhimurium	LT2	Complete Genome
GCF_000210855.2	enterica	Typhimurium	SL1344	Complete Genome
GCF_000312745.2	enterica	Typhimurium	STm6	Contig

Use case 3 : from a tabular file

Download 16 *Salmonella enterica* public assemblies (2 sub-species, 4 serotypes) from their *accession numbers*.

- List of assembly accession in a tabular file downloaded from Dataset genome Table
- Import `ncbi_dataset_salmonella_genome_table.tsv` from `Shared Data / Data Library / EBAII A&A 2022 / Prokaryotic Annotation / NCBI Dataset`
- Filter lines concerning Refseq assemblies (starts with "GCF_") using `Select lines that match an expression` tool
- Select the first column of the file (Assembly Accession) using `Cut columns from a table`
- Feed `NCBI Datasets Genomes download genome sequence, annotation and metadata` with the list of accession
 - Retrieve all file format of interest **including** genbank annotated files